

SUMMARY OF APPROPRIATIONS, ALLOTMENTS, OBLIGATIONS, DISBURSEMENTS AND BALANCES BY OBJECT OF EXPENDITURES

As at the Quarter Ending September 30, 2023

Department : Department of Health (DOH)
 Agency/Entity : Office of the Secretary
 Operating Unit : Metro Manila Centers for Health Development
 Organization Code (UACS) : 13 001 0300013
 Fund Cluster : 01 - Regular Agency Fund

	Current Year Appropriations
	Supplemental Appropriations
X	Continuing Appropriations

(e.g. UACS Fund Cluster: 01-Regular Agency Fund, 02-Foreign Assisted Projects Fund, 03-Special Account-Locally Funded/Domestic Grants Fund, and 04-Special Account-Foreign Assisted/Foreign Grants Fund)

Particulars	UACS CODE	Appropriations					Allotments				Obligations				Total	Disbursements				Total	Unreleased Appropriations	Balances		
		Authorized Appropriations	Adjustments (Transfer To/From, Modifications/Augmentations)	Adjusted Appropriations	Allotments Received	Adjustments (Reductions, Modifications/Augmentations)	Transfer To	Transfer From	Adjusted Allotments	1st Quarter Ending March 31	2nd Quarter Ending June 30	3rd Quarter Ending September 30	4th Quarter Ending December 31	1st Quarter Ending March 31		2nd Quarter Ending June 30	3rd Quarter Ending September 30	4th Quarter Ending December 31	Unobligated Allotments			Unpaid Obligations (15-20)=(23+24)		
		3	4	5=(3+4)	6	7	8	9	10=[(6)-(7)+9]	11	12	13	14	15=(11+12+13+14)		16	17	18	19			20=(16+17+18+19)	21=(5-10)	22=(10-15)
SUMMARY		180,985,886.34	606,155,468.17	787,141,353.51	180,985,886.34	0.00	(2,000,000.00)	608,155,468.17	787,141,353.51	675,441,278.74	20,465,387.81	70,806,413.67	0.00	666,713,080.22	7,196,464.52	17,064,422.87	517,563,304.73	0.00	541,924,192.12	0.00	120,428,273.29	0.00	124,788,888.10	
I. AGENCY SPECIFIC BUDGET		180,985,886.34	606,155,468.17	787,141,353.51	180,985,886.34	0.00	(2,000,000.00)	608,155,468.17	787,141,353.51	675,441,278.74	20,465,387.81	70,806,413.67	0.00	666,713,080.22	7,196,464.52	17,064,422.87	517,563,304.73	0.00	541,924,192.12	0.00	120,428,273.29	0.00	124,788,888.10	
Maintenance and Other Operating Expenses		42,126,729.29	606,155,468.17	648,282,197.46	42,126,729.29	0.00	(2,000,000.00)	608,155,468.17	648,282,197.46	675,441,278.74	10,503,517.36	32,901,205.29	0.00	618,846,001.39	7,196,464.52	17,064,422.87	515,597,831.81	0.00	539,858,719.20	0.00	28,346,196.07	0.00	78,887,282.19	
Traveling Expenses		2,830.00	412,372.83	415,202.83	2,830.00	0.00	0.00	415,202.83	412,372.83	238,934.00	78,400.61	97,868.22	0.00	415,202.83	49,260.00	268,074.61	78,682.22	0.00	396,016.83	0.00	0.00	0.00	19,186.00	
Traveling Expenses - Local	5020101000	2,830.00	412,372.83	415,202.83	2,830.00	0.00	0.00	415,202.83	412,372.83	238,934.00	78,400.61	97,868.22	0.00	415,202.83	49,260.00	268,074.61	78,682.22	0.00	396,016.83	0.00	0.00	0.00	19,186.00	
Training and Scholarship Expenses		23,364.00	5,617,965.77	5,641,329.77	23,364.00	0.00	0.00	5,641,329.77	5,617,965.77	1,304,000.00	1,840,824.82	2,496,504.95	0.00	5,641,329.77	692,000.00	686,224.82	2,116,804.95	0.00	3,395,029.77	0.00	0.00	0.00	2,246,300.00	
Training Expenses	5020201000	19,000.00	4,462,929.77	4,481,929.77	19,000.00	0.00	0.00	4,481,929.77	4,462,929.77	844,000.00	1,840,824.82	1,797,104.95	0.00	4,481,929.77	132,000.00	686,224.82	1,417,404.95	0.00	2,235,629.77	0.00	0.00	0.00	2,246,300.00	
Training Expenses	5020201002	19,000.00	4,462,929.77	4,481,929.77	19,000.00	0.00	0.00	4,481,929.77	4,462,929.77	844,000.00	1,840,824.82	1,797,104.95	0.00	4,481,929.77	132,000.00	686,224.82	1,417,404.95	0.00	2,235,629.77	0.00	0.00	0.00	2,246,300.00	
Scholarship Grants/Expenses	5020202000	4,364.00	1,155,036.00	1,159,400.00	4,364.00	0.00	0.00	1,159,400.00	1,155,036.00	0.00	0.00	699,400.00	0.00	1,159,400.00	460,000.00	0.00	699,400.00	0.00	1,599,400.00	0.00	0.00	0.00	0.00	
Supplies and Materials Expenses		3,695,088.09	488,198.76	4,183,286.85	3,695,088.09	0.00	0.00	4,183,286.85	4,183,286.85	163,719.76	1,528,104.36	2,102,030.20	0.00	3,793,864.32	59,102.80	117,098.29	192,843.03	0.00	369,044.12	0.00	0.00	0.00	3,424,810.20	
Office Supplies Expenses	5020301000	10,794.00	129,165.04	139,959.04	10,794.00	0.00	0.00	139,959.04	129,165.04	40,687.80	69,657.50	29,600.00	0.00	139,945.30	40,687.80	10,557.50	59,100.00	0.00	110,345.30	0.00	0.00	0.00	29,600.00	
Office Supplies Expenses	5020301002	10,794.00	129,165.04	139,959.04	10,794.00	0.00	0.00	139,959.04	129,165.04	40,687.80	69,657.50	29,600.00	0.00	139,945.30	40,687.80	10,557.50	59,100.00	0.00	110,345.30	0.00	0.00	0.00	29,600.00	
Drugs and Medicines Expenses	5020307000	2,757,667.14	(1,440,339.25)	1,317,327.89	2,757,667.14	0.00	0.00	1,317,327.89	(1,440,339.25)	0.00	0.00	999,827.70	0.00	999,827.70	0.00	0.00	0.00	0.00	0.00	0.00	0.00	0.00	0.00	999,827.70
Medical, Dental and Laboratory Supplies Expenses	5020308000	381,273.55	175,123.32	556,396.87	381,273.55	0.00	0.00	556,396.87	175,123.32	104,616.96	67,506.86	376,422.50	0.00	548,546.22	0.00	103,570.79	66,831.79	0.00	170,402.58	0.00	7,850.55	0.00	378,143.74	
Fuel, Oil and Lubricants Expenses	5020309000	2,429.28	0.00	2,429.28	2,429.28	0.00	0.00	2,429.28	0.00	0.00	0.00	0.00	0.00	0.00	0.00	0.00	0.00	0.00	0.00	0.00	0.00	0.00	0.00	0.00
Semi-Expendable Machinery and Equipment	5020321000	74,070.49	771,255.51	845,326.00	74,070.49	0.00	0.00	845,326.00	771,255.51	0.00	163,166.00	682,260.00	0.00	845,326.00	0.00	0.00	44,845.20	0.00	44,845.20	0.00	0.00	0.00	0.00	800,580.80
Office Equipment	5020321002	0.00	411,740.00	411,740.00	0.00	0.00	0.00	411,740.00	411,740.00	0.00	42,490.00	369,260.00	0.00	411,740.00	0.00	0.00	42,055.20	0.00	42,055.20	0.00	0.00	0.00	0.00	369,684.80
Information and Communications Technology	5020321003	50,104.25	383,581.75	433,686.00	50,104.25	0.00	0.00	433,686.00	383,581.75	0.00	120,686.00	313,000.00	0.00	433,686.00	0.00	0.00	2,790.00	0.00	2,790.00	0.00	0.00	0.00	0.00	430,896.00
Other Machinery and Equipment	5020321099	23,966.24	(23,966.24)	0.00	23,966.24	0.00	0.00	0.00	(23,966.24)	0.00	0.00	0.00	0.00	0.00	0.00	0.00	0.00	0.00	0.00	0.00	0.00	0.00	0.00	0.00
Semi-Expendable Furniture, Fixtures and Books	5020322000	23,553.41	46,446.59	70,000.00	23,553.41	0.00	0.00	70,000.00	46,446.59	0.00	70,000.00	0.00	0.00	70,000.00	0.00	0.00	0.00	0.00	0.00	0.00	0.00	0.00	0.00	70,000.00
Furniture and Fixtures	5020322001	23,553.41	46,446.59	70,000.00	23,553.41	0.00	0.00	70,000.00	46,446.59	0.00	70,000.00	0.00	0.00	70,000.00	0.00	0.00	0.00	0.00	0.00	0.00	0.00	0.00	0.00	70,000.00
Other Supplies and Materials Expenses	5020399000	445,300.22	806,447.55	1,251,747.77	445,300.22	0.00	0.00	1,251,747.77	806,447.55	18,415.00	1,157,774.00	13,920.00	0.00	1,190,109.00	18,415.00	2,970.00	22,066.04	0.00	43,451.04	0.00	61,638.77	0.00	1,146,657.96	
Utility Expenses		6,171.03	(6,171.03)	0.00	6,171.03	0.00	0.00	0.00	(6,171.03)	0.00	0.00	0.00	0.00	0.00	0.00	0.00	0.00	0.00	0.00	0.00	0.00	0.00	0.00	0.00
Water Expenses	5020401000	6,171.03	(6,171.03)	0.00	6,171.03	0.00	0.00	0.00	(6,171.03)	0.00	0.00	0.00	0.00	0.00	0.00	0.00	0.00	0.00	0.00	0.00	0.00	0.00	0.00	0.00
Communication Expenses		101,065.90	(29,679.04)	71,386.76	101,065.90	0.00	0.00	71,386.76	(29,679.04)	0.00	12,900.00	6,300.00	0.00	35,300.00	16,100.00	12,900.00	6,300.00	0.00	35,300.00	0.00	36,096.76	0.00	0.00	
Telephone Expenses	5020502000	87,845.25	(26,599.04)	61,246.21	87,845.25	0.00	0.00	61,246.21	(26,599.04)	0.00	12,900.00	6,300.00	0.00	35,300.00	16,100.00	12,900.00	6,300.00	0.00	35,300.00	0.00	25,946.21	0.00	0.00	
Mobile	5020502001	87,845.25	(26,599.04)	61,246.21	87,845.25	0.00	0.00	61,246.21	(26,599.04)	0.00	12,900.00	6,300.00	0.00	35,300.00	16,100.00	12,900.00	6,300.00	0.00	35,300.00	0.00	25,946.21	0.00	0.00	
Internet Subscription Expenses	5020503000	13,220.55	(3,080.00)	10,140.55	13,220.55	0.00	0.00	10,140.55	(3,080.00)	0.00	0.00	0.00	0.00	0.00	0.00	0.00	0.00	0.00	0.00	0.00	0.00	0.00	0.00	0.00
Confidential, Intelligence and Extraordinary		7.42	0.00	7.42	7.42	0.00	0.00	7.42	0.00	0.00	0.00	0.00	0.00	0.00	0.00	0.00	0.00	0.00	0.00	0.00	0.00	0.00	0.00	7.42
Extraordinary and Miscellaneous Expenses	5021003000	7.42	0.00	7.42	7.42	0.00	0.00	7.42	0.00	0.00	0.00	0.00	0.00	0.00	0.00	0.00	0.00	0.00	0.00	0.00	0.00	0.00	0.00	7.42
Professional Services		7,138,551.12	19,226,965.76	26,365,516.88	7,138,551.12	0.00	0.00	26,365,516.88	19,226,965.76	12,194,966.56	1,507,410.50	10,308,180.77	0.00	24,010,547.82	4,785,167.22	6,880,298.60	4,963,680.88	0.00	16,629,146.70	0.00	2,354,969.06	0.00	7,381,401.12	
Legal Services	5021101000	2,077.89	16,650.00	18,727.89	2,077.89	0.00	0.00	18,727.89	16,650.00	4,600.00	8,450.00	3,600.00	0.00	16,650.00	4,600.00	7,050.00	5,000.00	0.00	16,650.00	0.00	2,077.89	0.00	0.00	
Consultancy Services	5021103000	2,757,256.16	(2,427,053.00)	330,203.16	2,757,256.16	0.00	0.00	330,203.16	(2,427,053.00)	0.00	0.00	250,000.00	0.00	250,000.00	0.00	0.00	0.00	0.00	0.00	0.00	0.00	0.00	0.00	250,000.00
Consultancy Services	5021103002	2,757,256.16	(2,427,053.00)	330,203.16	2,757,256.16	0.00	0.00	330,203.16	(2,427,053.00)	0.00	0.00	250,000.00	0.00	250,000.00	0.00	0.00	0.00	0.00	0.00	0.00	0.00	0.00	0.00	250,000.00
Other Professional Services	5021199000	4,379,217.07	21,637,368.76	26,016,585.83	4,379,217.07	0.00	0.00	26,016,585.83																


SUMMARY OF APPROPRIATIONS, ALLOTMENTS, OBLIGATIONS, DISBURSEMENTS AND BALANCES BY OBJECT OF EXPENDITURES
As at the Quarter Ending September 30, 2023


Department : Department of Health (DOH)
 Agency/Entity : Office of the Secretary
 Operating Unit : Metro Manila Centers for Health Development
 Organization Code (UACS) : 13 001 0300013
 Fund Cluster : 01 - Regular Agency Fund


	Current Year Appropriations
	Supplemental Appropriations
X	Continuing Appropriations


(e.g. UACS Fund Cluster: 01-Regular Agency Fund, 02-Foreign Assisted Projects Fund, 03-Special Account-Locally Funded/Domestic Grants Fund, and 04-Special Account-Foreign Assisted/Foreign Grants Fund)

Particulars	UACS CODE	Appropriations				Allotments				Obligations				Disbursements				Balances						
		Authorized Appropriations	Adjustments (Transfer To/From, Modifications/Augmentations)	Adjusted Appropriations	Adjustments (Reductions, Modifications/Augmentations)	Allotments Received	Transfer To	Transfer From	Adjusted Allotments	1st Quarter Ending March 31	2nd Quarter Ending June 30	3rd Quarter Ending September 30	4th Quarter Ending December 31	Total	1st Quarter Ending March 31	2nd Quarter Ending June 30	3rd Quarter Ending September 30	4th Quarter Ending December 31	Total	Unreleased Appropriations	Unobligated Allotments	Unpaid Obligations (15-20)=(23+24)		
		3	4	5=(3+4)	7	8	9	10=(6+(-17)-9-9)	11	12	13	14	15=(11+12+13+14)	16	17	18	19	20=(16+17+18+19)	21=(5-10)	22=(10-15)	23	24		
Subsidies - Others	5021499000	8,055.00	21,063,565.86	21,071,620.86	8,055.00	21,063,565.86	0.00	21,071,620.86	0.00	4,974,069.51	16,097,551.35	0.00	21,071,620.86	0.00	3,174,069.51	11,802,552.85	0.00	14,976,622.36	0.00	0.00	0.00	0.00	6,094,998.50	
Taxes, Insurance Premiums and Other Fees		1,403.88	488,468.52	489,872.40	1,403.88	488,468.52	0.00	489,872.40	0.00	340,083.96	789.76	0.00	488,468.52	0.00	6,816.64	103,169.04	0.00	109,985.68	0.00	1,403.88	0.00	0.00	378,482.84	
Insurance Expenses	5021503000	1,403.88	488,468.52	489,872.40	1,403.88	488,468.52	0.00	489,872.40	0.00	340,083.96	789.76	0.00	488,468.52	0.00	6,816.64	103,169.04	0.00	109,985.68	0.00	1,403.88	0.00	0.00	378,482.84	
Other Maintenance and Operating Expenses		5,816,876.59	4,615,659.59	10,432,536.18	5,816,876.59	4,615,659.59	0.00	10,432,536.18	8,078,598.60	561,017.80	1,645,176.00	0.00	10,284,791.38	1,694,834.50	5,881,420.40	643,792.76	0.00	8,120,047.66	0.00	147,744.88	0.00	0.00	2,164,743.64	
Printing and Publication Expenses	5029902000	238,247.21	209,660.59	447,907.80	238,247.21	209,660.59	0.00	447,907.80	146,500.00	301,407.80	0.00	0.00	447,907.80	0.00	289,375.20	765.00	0.00	290,140.20	0.00	0.00	0.00	0.00	157,767.60	
Representation Expenses	5029903000	75,984.94	37,473.56	113,458.50	75,984.94	37,473.56	0.00	113,458.50	29,228.50	59,330.00	24,900.00	0.00	113,458.50	14,834.50	17,474.00	24,900.00	0.00	57,208.50	0.00	0.00	0.00	0.00	56,250.00	
Transportation and Delivery Expenses	5029904000	17,070.58	1,090,757.00	1,107,827.58	17,070.58	1,090,757.00	0.00	1,107,827.58	792,870.00	0.00	297,887.00	0.00	1,090,757.00	0.00	144,571.20	515,739.76	0.00	660,310.96	0.00	17,070.58	0.00	0.00	430,446.04	
Rent/Lease Expenses	5029905000	111,433.56	(23,619.56)	87,814.00	111,433.56	(23,619.56)	0.00	87,814.00	0.00	85,500.00	0.00	0.00	85,500.00	0.00	0.00	0.00	0.00	0.00	0.00	0.00	0.00	0.00	2,314.00	
Rents - Motor Vehicles	5029905003	111,433.56	(23,619.56)	87,814.00	111,433.56	(23,619.56)	0.00	87,814.00	0.00	85,500.00	0.00	0.00	85,500.00	0.00	0.00	0.00	0.00	0.00	0.00	0.00	0.00	0.00	2,314.00	
Subscription Expenses	5029907000	3,180.00	(792.00)	2,388.00	3,180.00	(792.00)	0.00	2,388.00	0.00	2,388.00	0.00	0.00	2,388.00	0.00	0.00	2,388.00	0.00	2,388.00	0.00	0.00	0.00	0.00	0.00	
ICT Software Subscription	5029907001	0.00	2,388.00	2,388.00	0.00	2,388.00	0.00	2,388.00	0.00	2,388.00	0.00	0.00	2,388.00	0.00	0.00	2,388.00	0.00	2,388.00	0.00	0.00	0.00	0.00	0.00	
Other Subscription Expenses	5029907099	3,180.00	(3,180.00)	0.00	3,180.00	(3,180.00)	0.00	0.00	0.00	0.00	0.00	0.00	0.00	0.00	0.00	0.00	0.00	0.00	0.00	0.00	0.00	0.00	0.00	
Other Maintenance and Operating Expenses	5029999000	5,370,960.30	3,302,180.00	8,673,140.30	5,370,960.30	3,302,180.00	0.00	8,673,140.30	7,110,000.00	114,780.00	1,320,000.00	0.00	8,544,780.00	1,680,000.00	5,430,000.00	0.00	0.00	7,110,000.00	0.00	128,360.30	0.00	0.00	0.00	1,434,780.00
Other Maintenance and Operating Expenses	5029999099	5,370,960.30	3,302,180.00	8,673,140.30	5,370,960.30	3,302,180.00	0.00	8,673,140.30	7,110,000.00	114,780.00	1,320,000.00	0.00	8,544,780.00	1,680,000.00	5,430,000.00	0.00	0.00	7,110,000.00	0.00	128,360.30	0.00	0.00	0.00	1,434,780.00
Capital Outlays		138,859,156.05	0.00	138,859,156.05	138,859,156.05	0.00	0.00	138,859,156.05	0.00	9,961,870.45	37,905,208.38	0.00	47,867,078.83	0.00	0.00	2,065,472.92	0.00	2,065,472.92	0.00	90,992,077.22	0.00	0.00	0.00	45,801,606.91
Property, Plant and Equipment Outlay		138,859,156.05	0.00	138,859,156.05	138,859,156.05	0.00	0.00	138,859,156.05	0.00	9,961,870.45	37,905,208.38	0.00	47,867,078.83	0.00	0.00	2,065,472.92	0.00	2,065,472.92	0.00	90,992,077.22	0.00	0.00	0.00	45,801,606.91
Buildings and Other Structures	5060404000	43,610,252.82	0.00	43,610,252.82	43,610,252.82	0.00	0.00	43,610,252.82	0.00	7,989,539.45	9,417,046.38	0.00	17,406,585.83	0.00	0.00	1,198,430.92	0.00	1,198,430.92	0.00	26,203,666.99	0.00	0.00	0.00	16,208,154.91
Hospitals and Health Centers	5060404003	43,610,252.82	0.00	43,610,252.82	43,610,252.82	0.00	0.00	43,610,252.82	0.00	7,989,539.45	9,417,046.38	0.00	17,406,585.83	0.00	0.00	1,198,430.92	0.00	1,198,430.92	0.00	26,203,666.99	0.00	0.00	0.00	16,208,154.91
Machinery and Equipment Outlay	5060405000	90,390,676.23	1,350,000.00	91,740,676.23	90,390,676.23	1,350,000.00	0.00	91,740,676.23	0.00	1,972,331.00	28,488,162.00	0.00	30,460,493.00	0.00	0.00	867,042.00	0.00	867,042.00	0.00	61,280,183.23	0.00	0.00	0.00	29,593,451.00
Information and Communication Technology	5060405003	4,064,724.00	0.00	4,064,724.00	4,064,724.00	0.00	0.00	4,064,724.00	0.00	1,040,131.00	1,868,500.00	0.00	2,908,631.00	0.00	0.00	867,042.00	0.00	867,042.00	0.00	1,156,093.00	0.00	0.00	0.00	2,041,589.00
Medical Equipment	5060405011	86,325,952.23	1,350,000.00	87,675,952.23	86,325,952.23	1,350,000.00	0.00	87,675,952.23	0.00	932,200.00	26,619,662.00	0.00	27,551,862.00	0.00	0.00	0.00	0.00	60,124,090.23	0.00	60,124,090.23	0.00	0.00	0.00	27,551,862.00
Transportation Equipment Outlay	5060406000	4,858,227.00	(1,350,000.00)	3,508,227.00	4,858,227.00	(1,350,000.00)	0.00	3,508,227.00	0.00	0.00	0.00	0.00	0.00	0.00	0.00	0.00	0.00	0.00	0.00	3,508,227.00	0.00	0.00	0.00	0.00
Motor Vehicles	5060406001	4,858,227.00	(1,350,000.00)	3,508,227.00	4,858,227.00	(1,350,000.00)	0.00	3,508,227.00	0.00	0.00	0.00	0.00	0.00	0.00	0.00	0.00	0.00	0.00	0.00	3,508,227.00	0.00	0.00	0.00	0.00
GRAND TOTAL		180,985,885.34	606,155,468.17	787,141,353.51	180,985,885.34	0.00	(2,000,000.00)	608,155,468.17	787,141,353.51	575,441,278.74	20,465,387.81	70,806,413.67	0.00	666,713,080.22	7,196,464.62	17,064,422.87	517,663,304.73	0.00	541,924,192.12	0.00	120,428,273.29	0.00	0.00	124,788,888.10

Certified Correct:

 MA. YEIZA A. PERALTA
 Administrative Officer V
 Date: October 23, 2023 10:26 AM

Certified Correct:

 MARJORIE G. FABUNAN, CPA
 Accountant III
 Date: October 23, 2023 10:26 AM

Recommending Approval By:

 RODEL M. ALLEGRE, MPA, MPM
 Chief Administrative Officer
 Date: October 23, 2023 11:06 AM

Approved By:

 ALEEN ANNE GRACE P. SUDIACAL, MD, MPH, CESE
 Director IV
 Date: October 23, 2023 11:20 AM